

Reading Directions for Crisler

Week 1:

1. Complete at least **THREE 30-minute Reading Plus sessions A WEEK**. This will be your Reading Plus grade for the week.
2. Read and complete the RACE strategy activity for “Fidget Spinners” and “All About Tattoos”
 - R—Restate part of the question in your answer
 - A—Answer all parts of the question completely and accurately
 - C—Cite two pieces of evidence from the text to support your answer
 - E—Elaborate on your answer. Why did you choose your evidence?
 - S—Summarize the information

For the rest of the week:

1. Choose one article to read and complete the following activities:
 - a. Highlight the main idea of the article
 - b. Highlight 3 pieces of evidence from the text that support the main idea
 - c. Choose one reading strategy to complete


Article Options:

- “Swine flu...”
- “The Path of a Pandemic...”
- “The Great Pandemic...”

Reading Strategy Options:

- RACES
- 8 Events
- Sequence Ladder
- Compare/Contrast
- T Chart
- KWL Chart
- Herringbone Organizer
- Spider Map
- Story Map
- Storyboard

How to Write a Winning Response

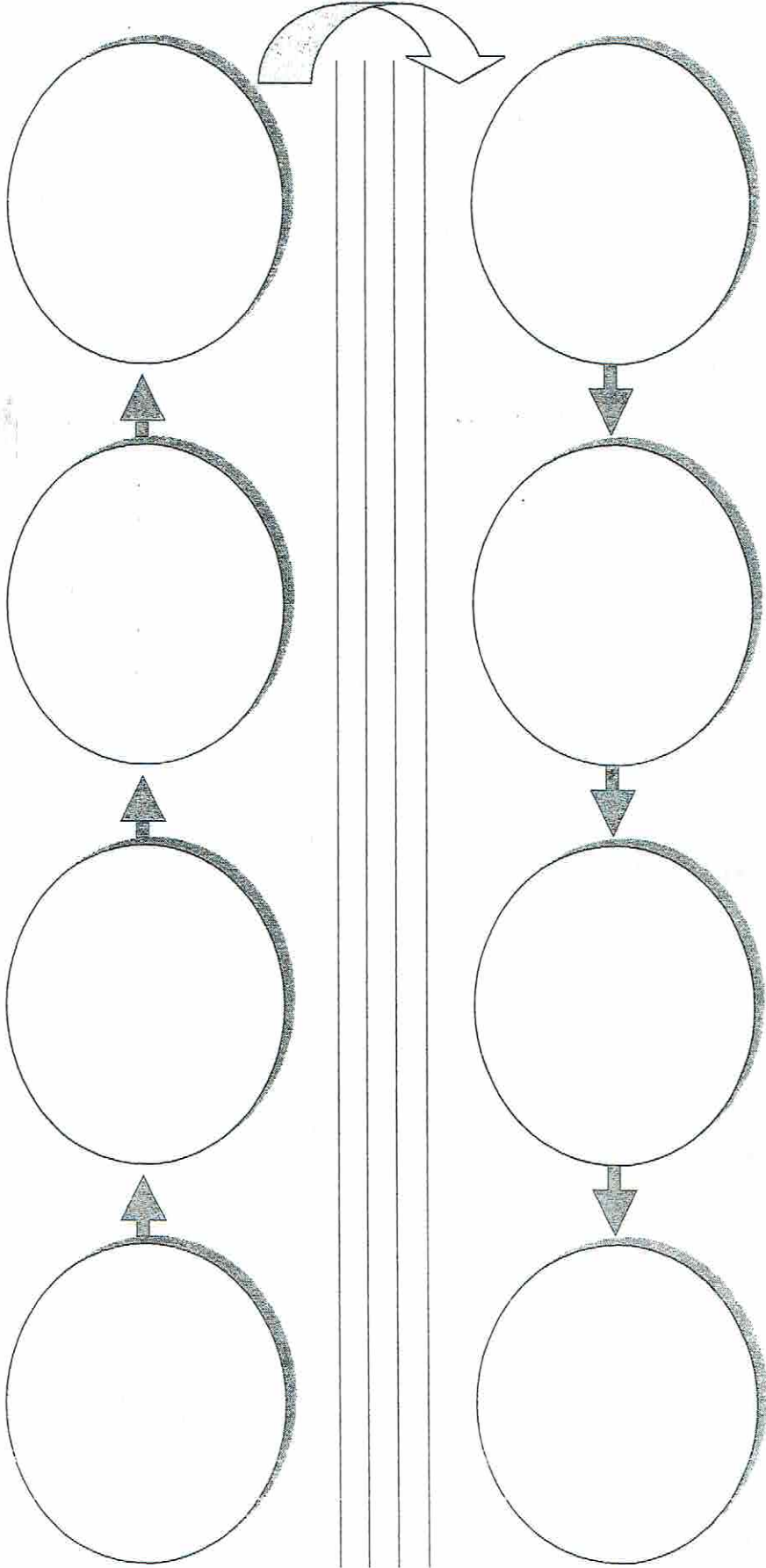


RACES Graphic Organizer

<i>Restate</i>	
<i>Answer</i>	
<i>Cite evidence</i>	
<i>Explain</i>	
<i>Sum it up</i>	

8 Events

Directions: Draw pictures to represent 8 main events. Make sure they are in chronological order.



Name: _____

Date: _____

Sequence Ladder

Topic: _____

Last:

Then:

Next:

First:

Author Study

Author's Name and Illustration

10 Facts about the Author

Memorable Character Quotes

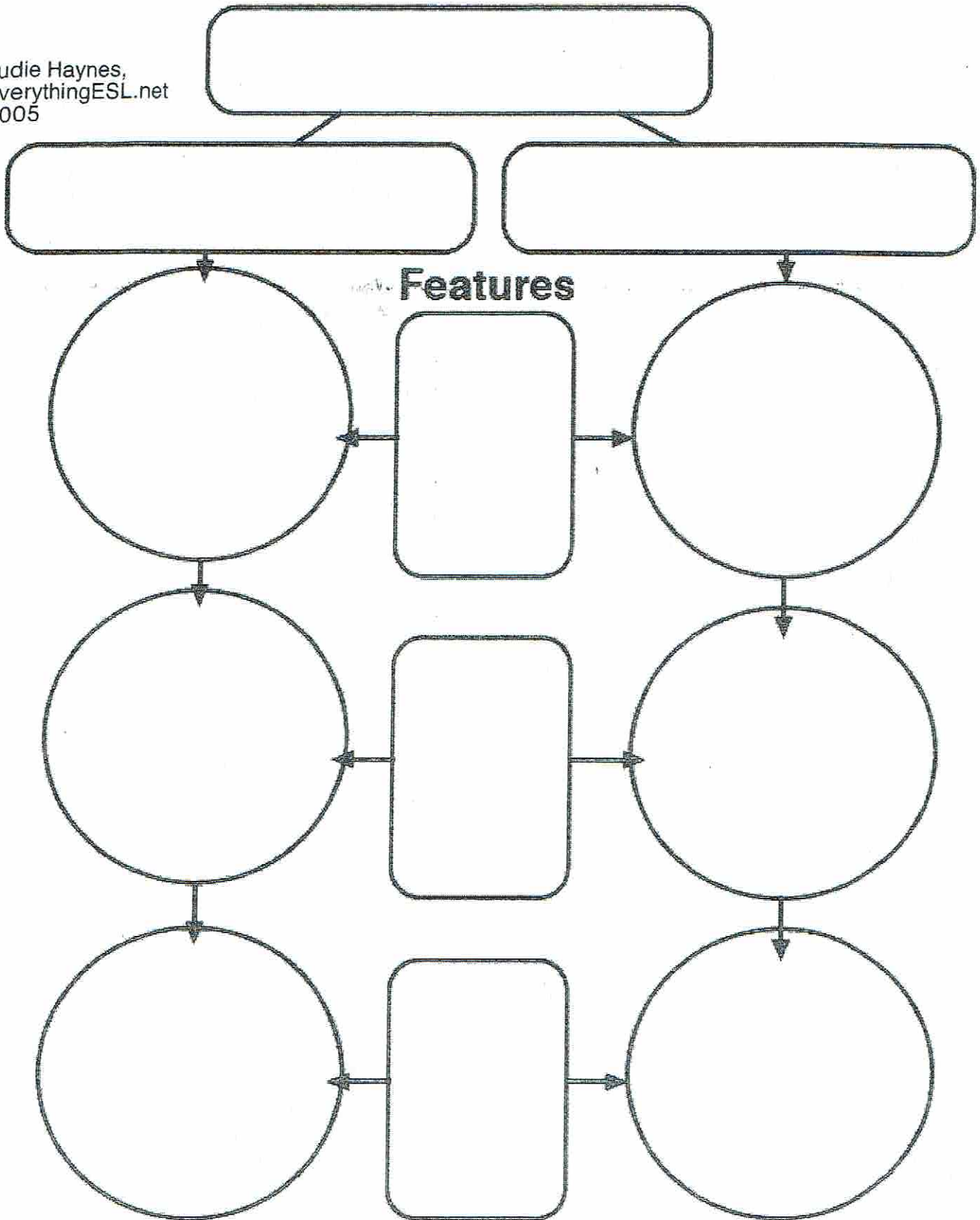
What I Like About This Author

Other Works by This Author

Genres

Compare and Contrast

Judie Haynes,
everythingESL.net
2005



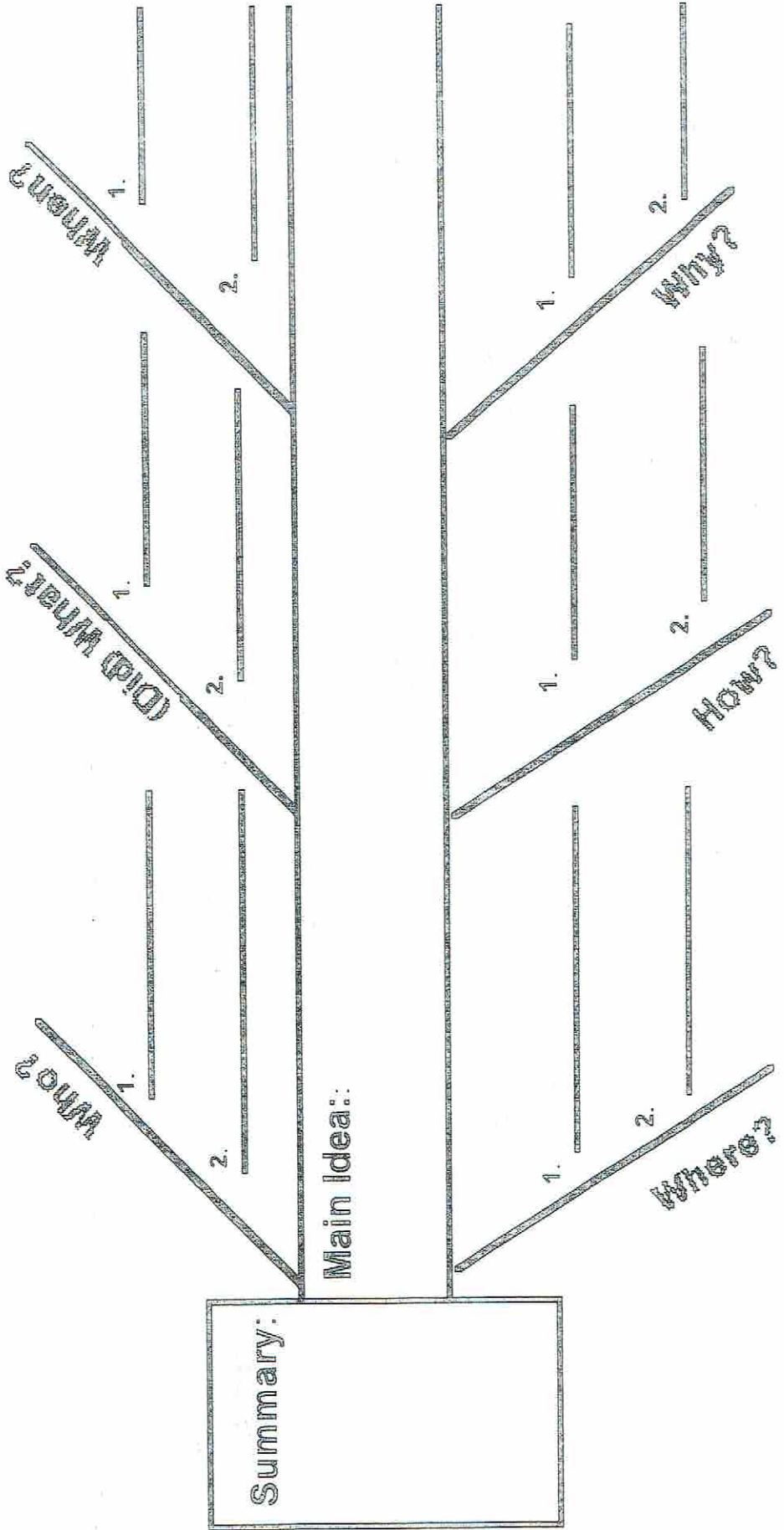
KWL Chart

What we know

What we want to know

What we learned

Herringbone Organizer

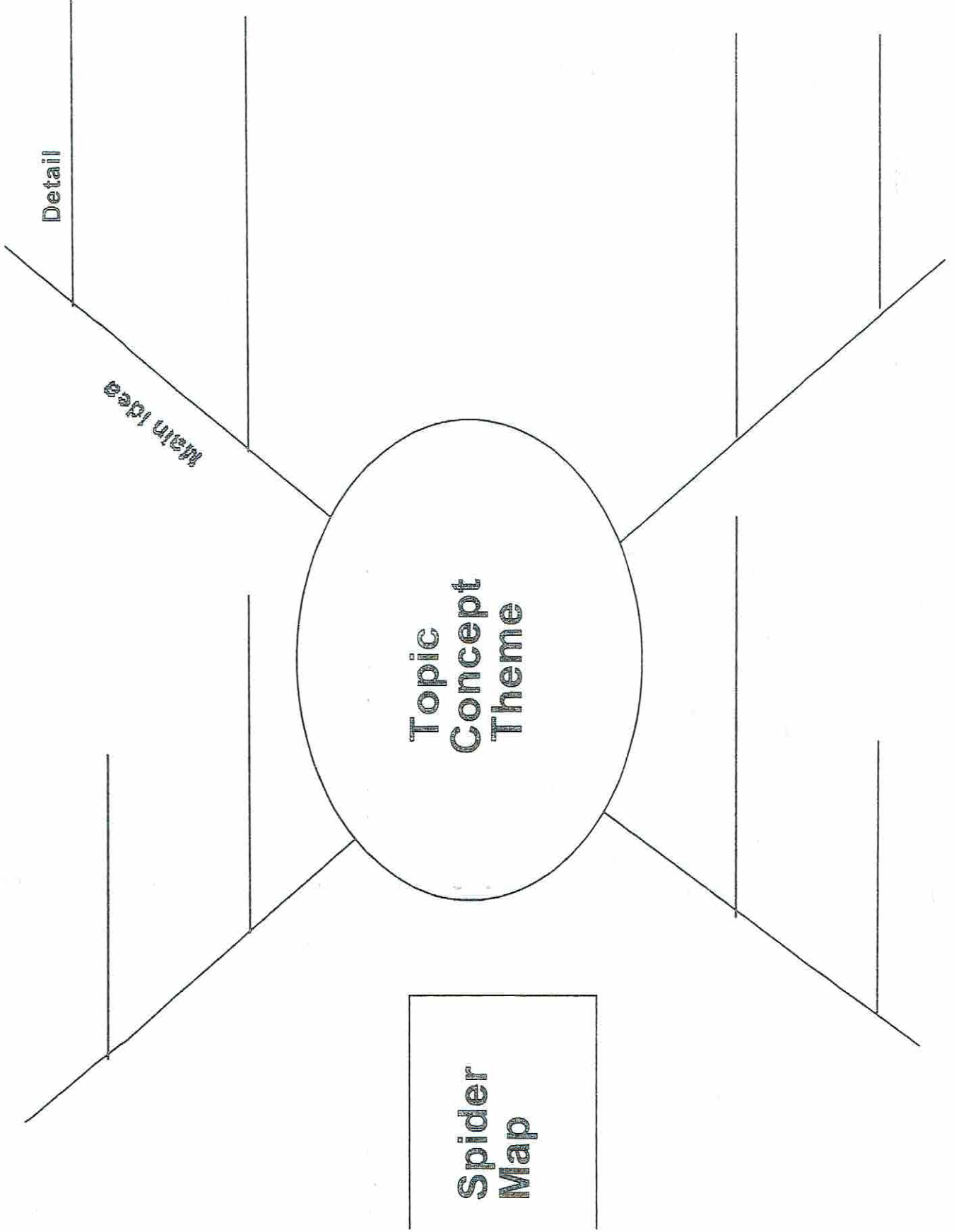


**Topic
Concept
Theme**

Main Idea

Detail

**Spider
Map**



Storyboard

Goal: _____

Include: Who, What, When, Why, Where, How.

1	2	3
---	---	---

↑

↑

4	5	6
---	---	---

↑

↑

Story Map

The diagram consists of a central oval with four horizontal lines inside. Four rectangular boxes are connected to the oval by lines. The top box is labeled 'Main Characters:' and contains three horizontal lines. The right box is labeled 'Solution:' and contains four horizontal lines. The bottom box is labeled 'Problem:' and contains four horizontal lines. The left box is labeled 'Setting:' and contains three horizontal lines, with the first two labeled 'Time' and 'Place'. Above the oval is a small rectangular box containing the text 'Name of book' and 'Author', with an arrow pointing down to the top of the oval.

Setting:
Time _____
Place _____

Main Characters:

Name of book
Author

Problem:

Solution:

